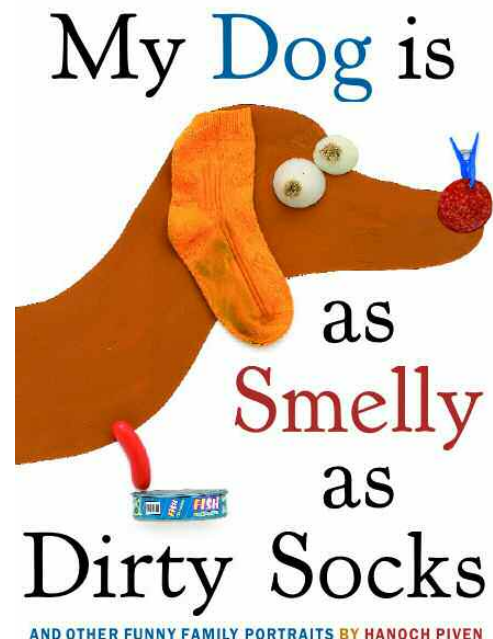




Hanoch Piven

Author, Artist & Educator.

Creativity Workshops at Schools



"Art is a game and games prepare us for life"

piven



Hanoch Piven is an award-winning illustrator, educator and seasoned creative instigator.

Piven's artwork is unique in both form and method. By reinventing the meaning and use of everyday objects he forges associations between these and the subject of his creation.

Piven's art is playful, inclusive and transformative.

Since 1992, Piven's work has been published in newspapers and magazines across the world, such as Time, Newsweek, Rolling Stone, London Times, Der Spiegel and Israel's Haaretz. Piven is also the author of a series of award winning children's books and apps, TV shows, interactive exhibitions and advertising campaigns.

Piven has lectured extensively about creativity and its applications to life in diverse platforms across the world. Amongst them are Harvard School of Education, Teach for All Global Conference, Duke University, The School of Visual Arts, China Academy of Fine Arts, Art Center of Design, Instituto Europeo di Design and many more.

For the last 15 years, Piven has also been conducting creative workshops where he actively engages people in a revelatory experience. Participants are inspired to use Piven's method to explore and visualize their understanding of values, vision, emotions and abstract concepts.

Piven is a Seeds of Peace Fellow applying his art method to foster interchange and dialogue between Arabs and Jews.

[Watch a sample online lecture for students](#)

Piven's Website: <http://www.pivenworld.com>

 [facebook.com/pivenworld](https://www.facebook.com/pivenworld)

 [@hanochpiven](https://www.instagram.com/hanochpiven)

piven

About Piven's School Visit:

For the past 20 years, artist and author Hanoch Piven has been conducting innovative workshops in schools and universities throughout the world.

By working with the entire community of students, educators, and families, Piven introduces a visual language which serves as a playful educational tool for self reflection, expression and growth.

The workshop opens with a lecture in which Piven illuminates new ways of observing the mundane, teaches his methodology, and opens a space which invites participants to be playful, creative and expressive.

A hands-on activity follows the lecture and can be geared towards any age, for individual or group work.

Piven's workshop reminds us that:

- Art making transcends the art room. It helps develop flexibility and resilience.
- Art opens a safe space which allows for introspection and facilitates dialogue.

General guidelines

- The lecture and workshop are suitable for any age: children and adults.
- Every visit is tailored to serve the needs of the inviting community.
- Each workshop takes between 90 and 120 minutes.
- Up to three lectures or workshops can be given per day.
- An activity which includes parents and families is encouraged.
- A separate activity for educators is a recommended option as well.

Other resources:

Workshop with Scientists at Hebrew University

Visit to HighSchool in NYC

Inquire: Reach out to Piven
at info@pivenworld.com

Watch Piven's lecture
at Tedx Jerusalem 2012

A few testimonials:

• “Hanoch,
Friday was truly a wonderful experience when you came to Vista and facilitated the workshop for our kids and staff. Everyone who participated was engaged, and the creativity factor was at an all time high! Thank you for making this fantastic opportunity so successful. I can see how much you enjoy your work and the message of “do what you love” came through quite clearly during your presentation. It’s extremely important for our kids to know what is out there and how they too can make their dreams a reality. Your kindness and generosity will always be remembered.
With much gratitude..”

Linda Karchem, Director of Volunteer Programs, Vista Del Mar, Los Angeles, CA

• “Hello Mr. Piven,
I wake up today with a huge smile thinking of the great day yesterday. Thank you so very much for coming to Hawes Elementary School. It was such a great experience for the students, the teachers, and me. Your presentations were engaging and fun. You inspired the students.
Your kindness and flexibility helped make the day special for all. I hope our paths cross again.
My best always for your continued success.
Thanks again, Paul”

Paul Semendinger, Ed.D.Principal, Hawes Elementary School, Ridgewood, NJ

• “Dear Hanoch,
Your workshops and lectures have inspired and enthralled students, teachers and guests in my schools in Spain, Guatemala and China. The impressive caricatures created by our students were displayed with pride throughout the school. Your presentation about a career in the arts left a lasting impression on many students who might have not realized the possibilities for their future. Thank you for sharing your gifts and talents with our communities.”

Dr. Ettie Zilber, Head of School, Beijing BISS International School

• “Hanoch,
I wanted to take a moment to thank you for an amazing workshop yesterday. My students are all abuzz still about the experience. I’m really touched by how committed they were to the process and how vulnerable they were with their art. Moreover, I’m profoundly grateful that you afforded them this opportunity. For many of my students, this is the first and perhaps only time they’ll have access to this type of learning and art. Hanoch, you are amazing. Thank you!”

Amy K. Milligan, PhD

Director, Institute of Jewish Studies and Interfaith Understanding
Old Dominion University

piven

List of Materials needed for Hanoch Piven's Workshop:

A projector and speakers to connect to a laptop are needed for the first part of the workshop.

1- Each participant (or group) should have a base to work on. Something thick and sturdy.

A thick sturdy board, (cardboard or foamcore).

Size at least 11 x 17 inch. (30x50 cm) **for individual.**

(Pre k up to 2nd grade should have half of that size)

or at least 17x24 inches (50x70 cm) **for a group.**

2- At the center of a room there should be a large table with all the materials, paraphernalia and objects to use. This is the "buffet". Anything (clean and safe) can be in the buffet: old broken toys, combs, hairpins, computer parts, buttons, screws, old photos, little figures, feathers, screws, nails, etc.

It is important to stay away from the usual arts and crafts materials. (no pipe cleaners! :)

New unexpected objects will create a new experience.

It is suggested to have the objects (the bits and pieces) somewhat sorted.

Ask the students and staff to start collecting weeks in advance!

This will create a lot of enthusiasm and positive energy in advance.

3- A variety of colored papers will also be useful. Since the participants won't be using paint and brushes, they can use color paper to create colored backgrounds and shapes.

4- **One** set of general working tools is handy to have around (hammer, Xcto knife, pliers)

Materials for each table where people work. (no chairs needed at hands-on stage)

5- One or two pairs of scissors.

6- Liquid glue.

7- Hot glue guns. (at least one for every four participants)

(It is important to make sure that each table has access to an electrical plug, and it is recommended to tape the extension cables to the floor with 'gaffer' tape)

8- Silicon glue sticks.

9- Plastic bowls to collect stuff from the 'buffet'.

Loudspeakers needed throughout the workshop if the group is bigger than 15 students.

Chairs are not needed for hands-on stage. Better if the students work on their feet.

Inquire: Reach out to Piven
at info@pivenworld.com

piven